

Fleeting...

perfecting the lost art of the lust for life;

Poetry or something...

How to get Unlimited Lives in Candy Crush Saga

Posted on 25 April, 2013 by Renerio · 5 Comments



Disclaimer: This can possibly ruin your gameplay experience with the allure of getting to play a level as much as you want. You also risk losing your cool, the odds rising every moment you hold on longer to your tab or phone after failing a level.

Alright, now that we got that covered. Lets get it on.

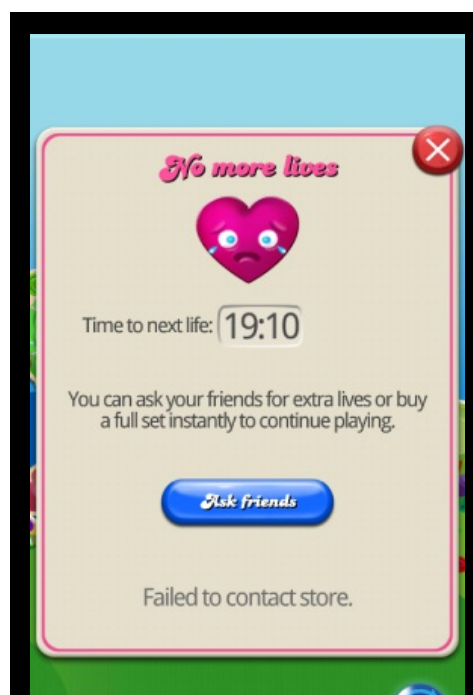
It happens and the scene is the same as the last one. You've used up all your Candy Crush Saga lives and you're still stuck at the same level as before. 30 minutes for a life. Truth be told, life is unfair even when gaming. Oh and wait, it's been literally days now.

I've been through this grief myself and might I say, I may have developed a mild aversion for the game. It still wins me over though. Ugh. Like bad candy.

Until now. Now we have the edge.

Now we are going to beat the game. (*I most certainly hope so for you.*)

Now we are going to get unlimited candy crush lives.



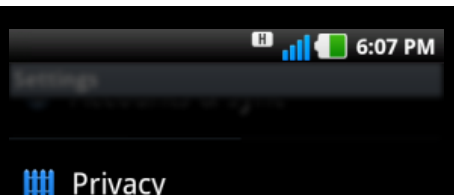
— Should be worth knowing how many of us let out a sigh when getting this.

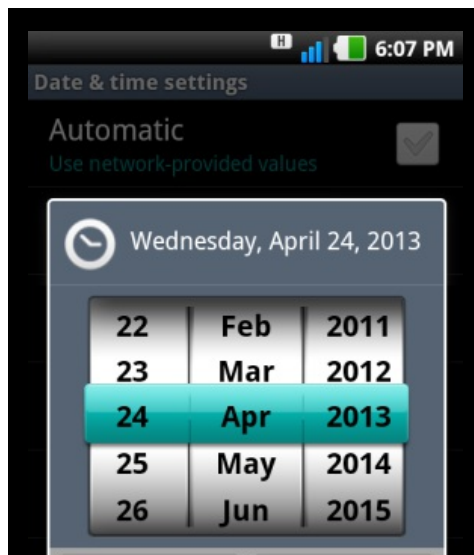
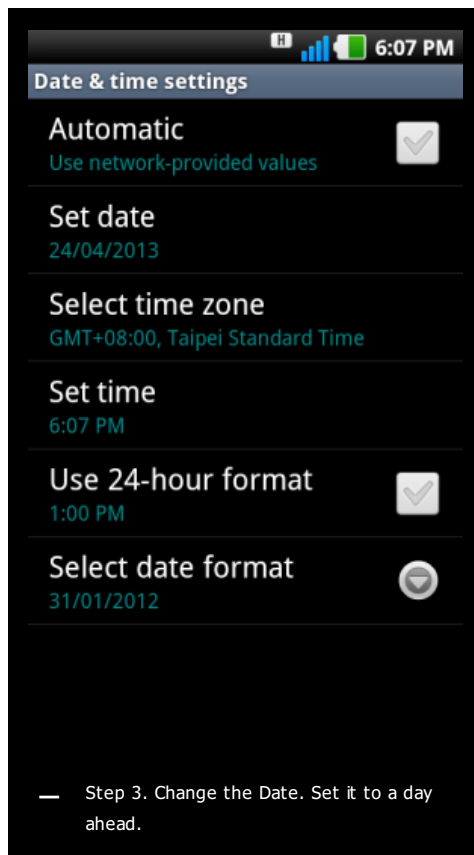
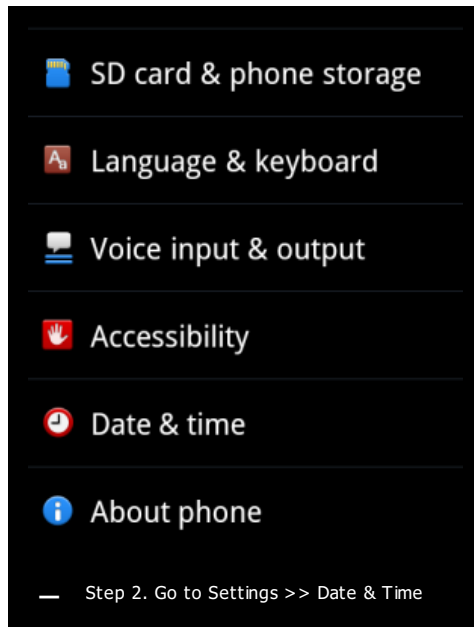


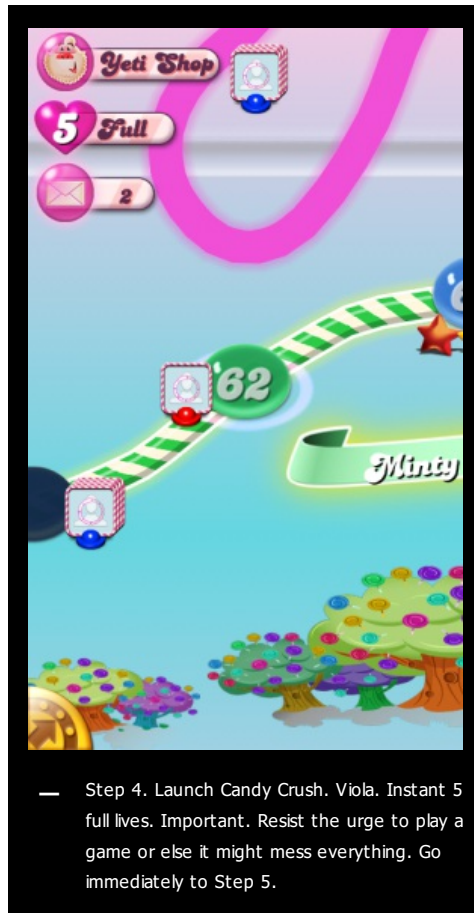
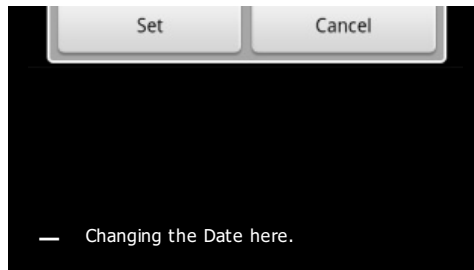
— No more lives. 18:39 minutes to go for a life.



— Step 1. Turn off WIFI then Exit the Game



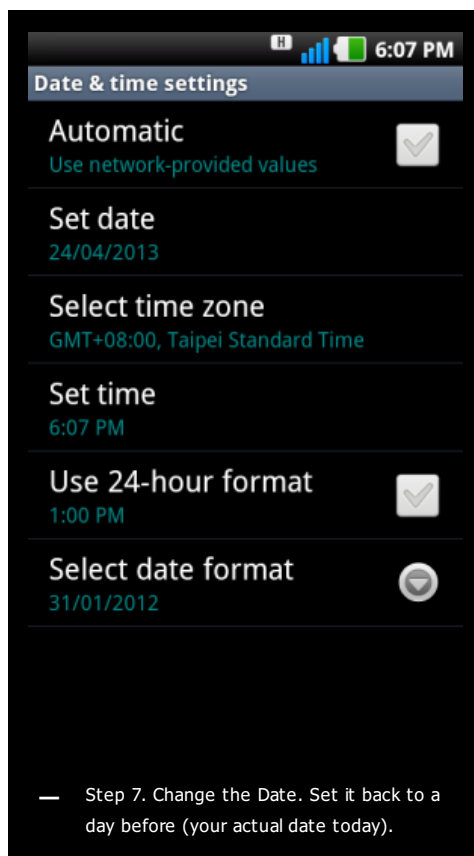
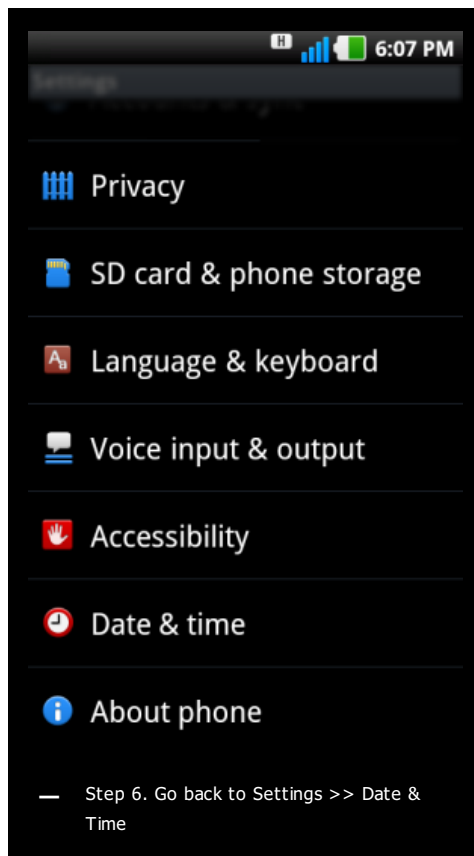




— Step 4. Launch Candy Crush. Viola. Instant 5 full lives. Important. Resist the urge to play a game or else it might mess everything. Go immediately to Step 5.



— Step 5. Quit Candy Crush again.





— Step 8. Launch Candy Crush and that's it! Candy Crush your day away.

If this works for you or not or whatever, let me know in the comments.

One last thing, if you like the game why not go buy some lives – it will do a mighty lot for game developments and put food in their table. As an alternative, you can also spread the word. Works the same way.

■ [applications](#)

[← Mount Lantoy, of spirits and shadow lurkers](#)

[The Nine Gates to Hell →](#)

5 thoughts on “How to get Unlimited Lives in Candy Crush Saga”



[thelustforlife](#)

on 25 April, 2013 at 2:30 am said:

wow. this is so nice love! :)



Lacy

on 19 May, 2013 at 4:34 pm said:

I want unlimited.



[Renerio](#)

on 3 June, 2013 at 2:59 pm said:

Hey Lacy. My process is not straightforwardly unlimited but this should get people started. What you want is possible but is more technical. Look up CheatEngine.



angie

on 29 June, 2013 at 2:28 pm said:

I can't get my setting back for next lives.



[Renerio](#)

on 29 June, 2013 at 9:44 pm said:

Hey Angie, when you got wifi try synching everything online via your facebook account. Once that's done, go to Settings from your phone, look for Apps, Candy Crush then clear cache and clear data. Once you launch Candy Crush, this should take you back to level 1. Don't fret, just resynch everything via facebook and this should take you to your current level and without any of the minutes of waiting time. Hope this one helps.

Leave a Reply

Enter your comment here...

SEARCH

Search ...



ABOUT ME



fleeting, in life

In no particular order these make my life wonderful as it is: mud, tech, lara, books, outdoors, travel, law, family, dreams
Awesome ain't it. :)



TOP POSTS & PAGES

- [How to get Unlimited Lives in Candy Crush Saga](#)
- [Mount Lantoy, of spirits and shadow lurkers](#)
- [Sirao Peak / Kanirag Peak Itinerary](#)

- Typhoon Haiyan Appeal for Help
- Mt. Lantoy, a ghost story
- The Nine Gates to Hell

RECENT THOUGHTS

- Typhoon Haiyan Appeal for Help
- Hey Day and an Alexa Rank Update
- phMUD, a Philippine MUD Server
- A Random Act of Kindness
- Singapore Is Awesome

INSTAGRAM



THEMFRIENDS

- - St0rage.org -
- Animal Kingdom Foundation Inc
-

ALEXA DATA

Site Info noone-special.com Rank: 261,838 Links in: 59 Powered by 
--

Peak to Peak Hiking, Trails and Wilderness Links  click here to visit
